

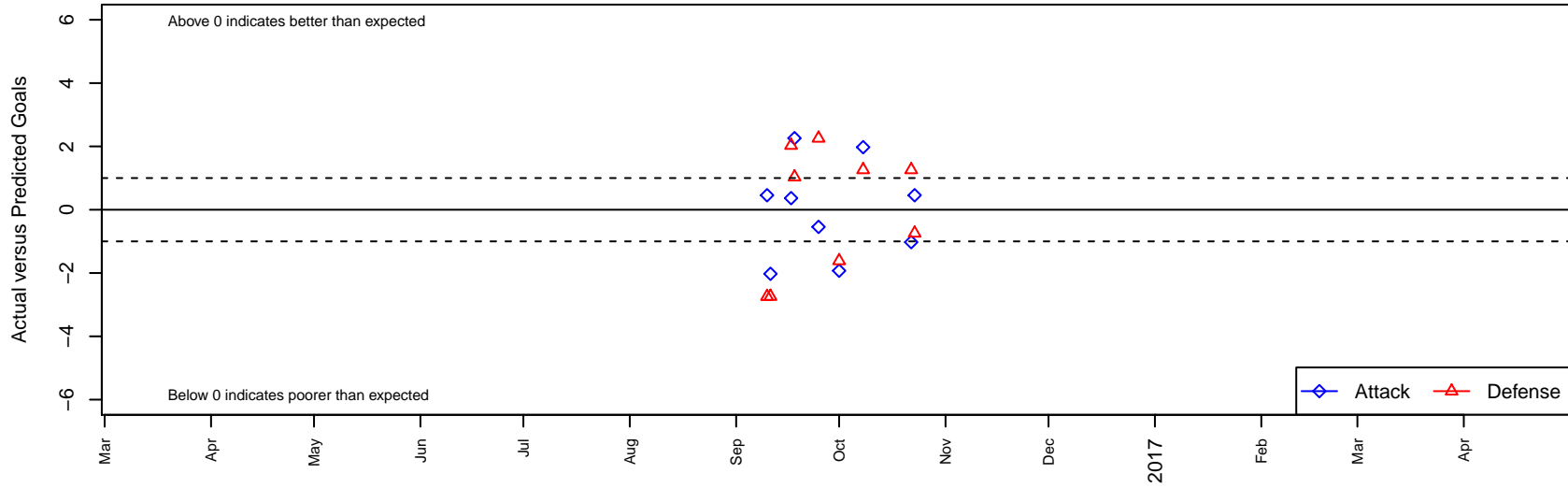
Table Rock Wildcats G02

, OR
 G02 total strength=871
 attack=1.85 defense=0.88
 fall league = SOCL Cascade U15

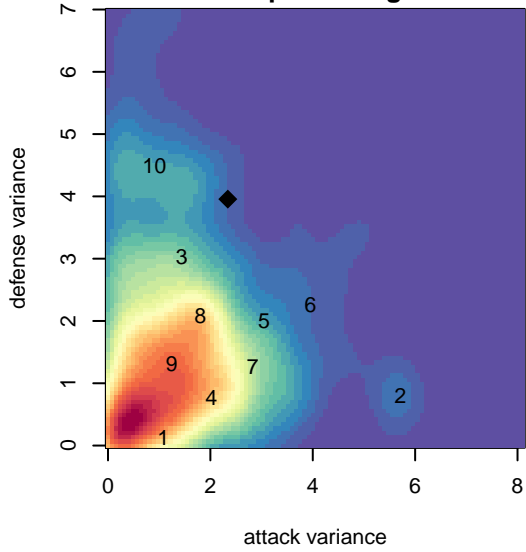
alt names used:
 TRSC Wildcats

Venues played:
 2016 SOCL Cascade U15

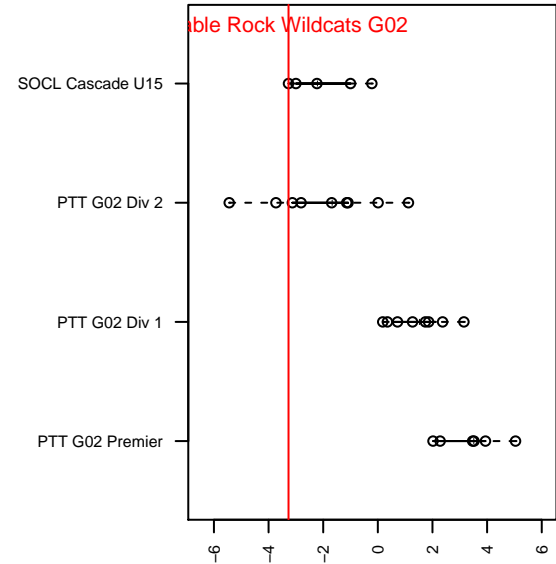
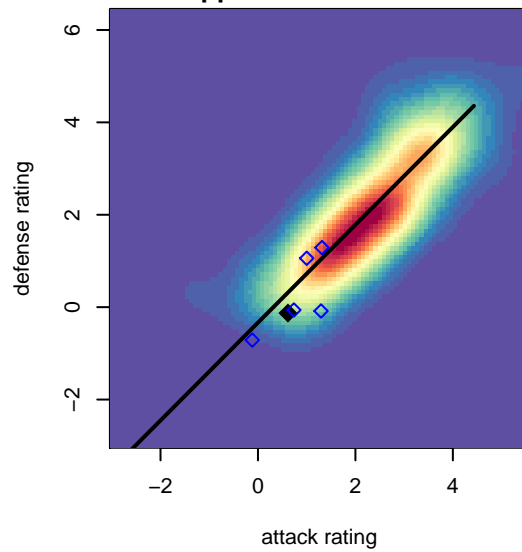
Table Rock Wildcats G02
 Dots are actual minus expected GF (blue circles) and GA (red triangles).
 Blue line is smoothed change in attack strength. Red is smoothed change in defense strength.



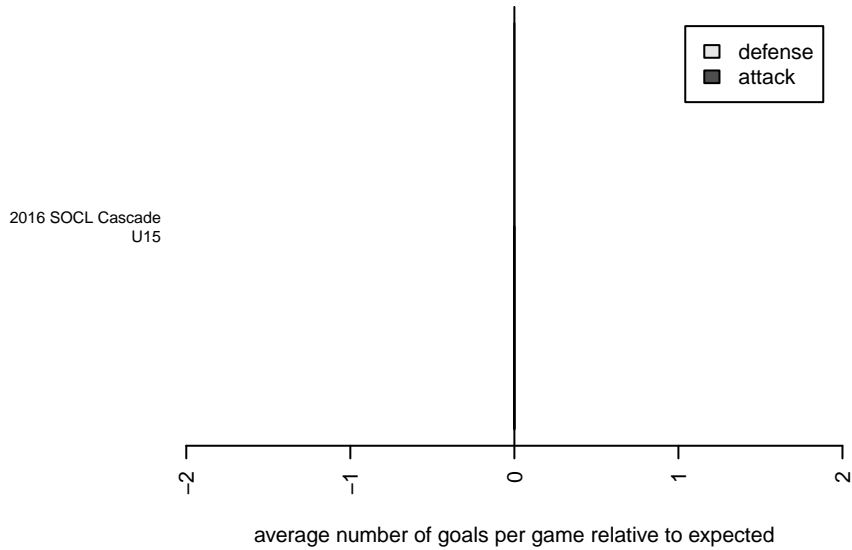
**attack and defense variance (black dot)
relative to other teams
and top 10 in region**



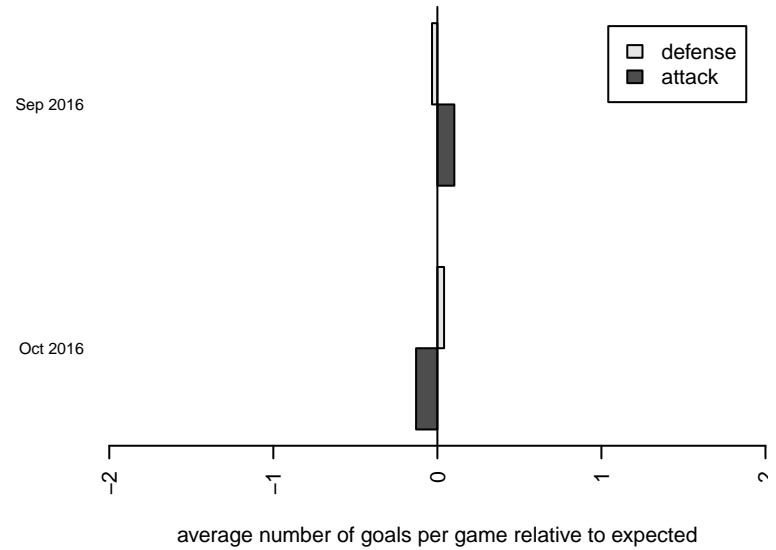
**attack and defense rating
relative to others at age
and all opponents in last 13 months**



Performance relative to 13 month average



Performance relative to 13 month average



| date | home | | away | | venue | pred.home | pred.away |
|-------------|----------------------------------|---|----------------------------------|---|-----------------------|------------------|------------------|
| 2016-10-23 | Table Rock Wildcats G02 | 1 | Grants Pass YSC Blazers Blue G02 | 5 | 2016 SOCL Cascade U15 | 0.54 | 4.26 |
| 2016-10-22 | Basin Utd Rage G02 | 3 | Table Rock Wildcats G02 | 1 | 2016 SOCL Cascade U15 | 4.26 | 2.02 |
| 2016-10-08 | Table Rock Wildcats G02 | 4 | Basin Utd Rage G02 | 3 | 2016 SOCL Cascade U15 | 2.02 | 4.26 |
| 2016-10-01 | SOSA Spirit G02 | 4 | Table Rock Wildcats G02 | 0 | 2016 SOCL Cascade U15 | 2.39 | 1.93 |
| 2016-09-25 | Grants Pass YSC Blazers Blue G02 | 2 | Table Rock Wildcats G02 | 0 | 2016 SOCL Cascade U15 | 4.26 | 0.54 |
| 2016-09-18 | Table Rock Wildcats G02 | 6 | Ashland SC Crossfire G03 | 0 | 2016 SOCL Cascade U15 | 3.74 | 1.03 |
| 2016-09-17 | Rogue Valley Timbers White G02 | 1 | Table Rock Wildcats G02 | 1 | 2016 SOCL Cascade U15 | 3.03 | 0.63 |
| 2016-09-11 | Basin Utd Rage G02 | 7 | Table Rock Wildcats G02 | 0 | 2016 SOCL Cascade U15 | 4.26 | 2.02 |
| 2016-09-10 | Table Rock Wildcats G02 | 1 | Grants Pass YSC Blazers Blue G02 | 7 | 2016 SOCL Cascade U15 | 0.54 | 4.26 |